



# - 2025 TQ MIDGET INDOOR SERIES RULES -

## TQ Midgets & 600cc Micro Sprints Competing Head to Head In All Competition

*No express or implied warranty of safety shall result from publication of, or compliance with, these rules. They are intended as a guide, and are in no way a guarantee against injury, or death, to participants, spectators, and/or others.*

Updated October 24, 2024 - Any changes to the specs will be noted on the website ([www.indoorautoracing.com](http://www.indoorautoracing.com))

**Changes for 2025 Season:** • Fuel pump relay mandatory • Fire bottle is not required

- Front bumper may not extend more than 10" past leading edge of front tire
- Front & rear bumpers - 90° to ground
- Treadwidth Front & Rear - TQ - 55.5" • 600 - 60" • Remaining HIN4 tires can be used in 2025 season • \$500 Fine for Anti-Freeze in Radiator

### 1. ENGINES - No current year 2024 or 2025 motors allowed. All motors must be 2023 or older.

- All car must be self starting - No full size car batteries, only smaller motorcycle/ATV or Racing.
- 4 Stroke motors only.
- Fuel injection or carburetors may be used.
- No forced induction or nitrous is allowed.
- A fuel pump relay that turns the fuel pump off when the engine stops running is mandatory.
- **Stock ECUs, no aftermarket ECUS allowed. (Added October 24, 2024)**

#### A. TQ MIDGETS - 750cc Maximum Displacement

- All engines must be production 750cc motorcycle engines.
- Engine must be stock in appearance. No porting.
- Must run racing gasoline sold at the event (112 octane / No additives).
- No rear engine cars. Driveshaft and rear end only.

#### B. 600 MICRO SPRINTS - 637cc Maximum Displacement

- All engines must be production 600/636cc motorcycle engines.
- Open motor rules. Engines may be ported.
- Racing grade methanol sold at the event (no additives).
- No rear engine cars, chain driven only.

#### C. SPEC MUFFLER: Steel 600/1000cc muffler sold by Beyea Headers for the retail cost of \$125.

- **Part # MS6M / MTQM / Stainless steel allowed - MUFFLER MUST HAVE BEYEA PLATE**
- NO tampering with or modifying the muffler in any way.
- Muffler must remain stock from Beyea and in good working condition.
- Muffler must be removable at the track if thought to be tampered with, no welding mufflers on.
- No altering muffler flange, must remain stock size so officials can replace muffler with stock muffler at track.
- Multiple sizes available, buy the right one for your headers!
- Competitor may not compete without a muffler.
- If muffler is damaged or removed in an accident that car will be removed from the track.
- Indoor race officials will have spare mufflers at their disposal to replace any muffler that is in question.
- Muffler in question will be sent back to Beyea to determine if it was tampered with.
- If muffler is found to be illegal it will result in a \$500 fine that must be paid before competitor can compete again.

### 2. WEIGHT RULES - Scaled Before & After Race (No Fuel May Be Added)

- A. TQ Midgets - 850lbs
- B. 600 Micro Sprints - 795lbs

### 3. TIRES - All Cars Must Run Approved Hoosier Tires (HIN) On All Four Corners.

#### A. Compound and entire tire code must be visible at all times.

- Approved compounds and tire sizes.
- (RR) 9.0/22.0-13 - HIN3, HIN4
- (LR, LF, RF) 7.0/20.5-13 - HIN3
- (RR) 10.0/19.0-10 HIN3, HIN4
- (LR-RF-LF) 6.0/18.0-10 - HIN3
- (Optional RF) 8.0/18.0-10 HIN3

- HIN4 compounds are no longer in production
- Remaining HIN4 tires can be used in 2025 season

#### B. TIRE SOFTENING /ALTERING - PLEASE SEE ATTACHED AGREEMENT/PROCEDURE FORM & PENALTY

#### C. TIRE GRINDING -

- No grinding tires in building
- Approved grinding solutions: Simple Green (Original), Windex (Original) and Standard Blue Windshield Washer Fluid

#### D. NO TIRE WARMERS/HEATERS

#### 4. WHEELS - All wheels and tires must be an approved racing type.

##### A. WHEEL SIZE

**TQ Midgets** - 10" or 13" diameter allowed.

**600 Micro Sprints** - 10" diameter wheels only.

- B. No Carbon Fiber Wheels Allowed
- C. No Wheel Center Bolts Made of Aluminum
- D. All Wheel Covers Must Be Bolted On.

#### 5. CHASSIS / SUSPENSION


- A. All frames must be constructed of 4130-Chromoly tubing or equivalent. No carbon fiber suspension parts.
  - Roll bars shall be welded to frame, no bolt on frames allowed.
- B. **TREADWIDTH:** *Front & Rear - Measured from outside edge to outside edge of tire.* Our tool is the official measurement.
  - TQ Midgets - no less than 36" no more than 55.5"
  - 600 Micro Sprint - no less than 36" no more than 60"
- C. **WHEELBASE:** 70" max., 56" minimum.
- D. Chain guards are mandatory.

#### 6. BUMPERS -


- A. Car must remain open wheel in design.
- B. No bumper or Nerf Bars shall extend past, over or cover any tire.
- C. No blunt, sharp or protruding edges of any kind.
- D. Front bumper must extend 2" in front of tires, max 10"
- E. Front Bumper must have a flat leading edge, no pointed/round bumpers
  - Not Acceptable (top view)
  - Acceptable (top view)



- F. Front bumper may have max. 2 horizontal bars, top and bottom. Max. 4 vertical support bars.
  - One horizontal support bar may be added between vertical supports to create an H
- G. Front and Rear bumper cannot extend wider than the frame.
- H. Front and Rear bumper may not extend wider than frame sockets.
  - Frame Sockets may be as wide as main frame rails
- I. Front and Rear bumper leading edge must be 90° to ground
- J. Not Acceptable (top view):



Acceptable (top view)

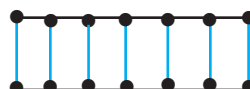
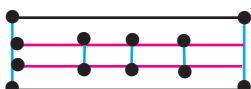
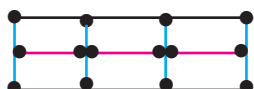
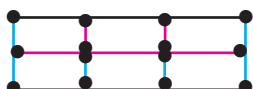


Alteration to hoop front bumper allowed

- K. Rear bumper must protect tail tank.

#### 7. Rub Rails -

- A. No batteries or lead mounted to rub rails, batteries must be securely mounted!
- B. Minimum 1/2" clearance between inside rub rail and fuel cell.
- C. Left side rub rails can extend max. 1" past outside edge of any part of tire. No tolerance.
  - Side panel will be used in measurement. Make sure rub-rail is exposed at bottom.
  - Right side rub rails cannot extend past outside edge of tire.
- D. Top of rub rails cannot be higher than 18" off ground.
  - Gap between top and bottom rails cannot be larger than 12"
  - Aluminum sheet metal can be placed in between rub rail hoops for promotional use.
  - Min - .050 • Max - .063 ALUMINUM ONLY
  - 1 rail allowed to protect injection. Rail mail not be enclosed with aluminum panel.
- E. No lead or weight bars shall be mounted to rub rails.
  - Rub rails shall be made of material with a maximum 1/8" wall thickness and 1 1/8" OD
  - Rub rails may not be made from solid material
  - Rub rails may not be filled with shot peen or any other form of lead
  - Competitors will be required to remove left side nerf bars in post race tech when asked by officials
  - Denial will result in loss of time or disqualification from the event. (Random, Top X in qualifying/feature events, etc)
- F. Maximum 7 support tubes (segments) between top and bottom rails.
  - A support tube is any bar welded between top and bottom rails
  - Any piece of tube welded on both ends is considered a support tube
  - Maximum 2 horizontal support tubes (not including top and bottom rails.)
- G. Maximum 4 rub-rail mounting points to frame
  - Maximum 2 mounting points for a single tube injector guard.
  - Examples ( • dot represents a weld):



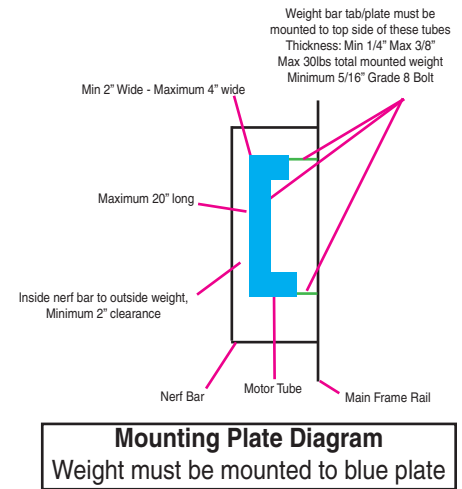
Each segment is considered a support bar.  
7 Support Bars Pictured

## 8. BOLT-ON WEIGHT BALLAST -

- A. All weight shall be bolted to or within the confines of the MAIN frame rails. **(EXCEPT FOR WEIGHT BAR, SEE SECTION 9)**
  - Bolt on weight must be mounted to a welded tab on the frame or directly to frame rail. Tab must be a min 1/4" thick.
- B. All bolted-on weight shall be painted white and numbered to correspond with car number
  - Weight shall be secured using a minimum 5/16" Grade 8 bolt and have double full nuts
  - Bolt may not extend 1" past nuts.
- C. Nerf Bars are not considered part of frame.
  - All ballast locations must be approved by officials. Official's decision is final.
  - Any car losing weight would be disqualified from that event.

## 9. Weight Bar/Plate

- A. All weight mounted outside the main frame rails must be mounted to a plate
  - Welded to the top of frame tube under motor.
- B. Maximum weight allowed outside the main frame rails is 30lbs.
- C. Mounting plate must be at least 2" wide and may not be more than 4" wide.
- D. Mounting plate may not be longer than 20" or longer than frame rail.
  - If frame rail is shorter, plate cannot extend past frame rail.
- E. All mounted weight must not hang off of plate.
  - Plate must cover full bottom of weight.
- F. Mounting plate must be welded to top side of frame rail.
- G. Plate must be: Minimum of 1/4" and Maximum 3/8" thick
- H. Minimum 5/16" Grade 8 bolt must be used.
- I. Bolt head must be on bottom side with full double nuts on top.
- J. There must at least 2" between outside edge of weight and inside of nerf bar.
- K. Weight must be painted white and labeled with car number.



## 10. FUEL TANKS -

### A. EMPTY TANKS

- All cars must arrive with empty fuel tanks and must be inspected before purchasing fuel at event.
- Fuel lines, tank and filter should be cleaned to prevent contamination.
- Fuel sample will be taken from truck at event and used as base line in all testing.

### B. TANK CONSTRUCTION / SAFETY -

- Any fuel tank larger than 5 gallons must have a bladder.
- All vehicles without a bladder shall have a permanent firewall between the fuel tank and driver.
- Firewall shall be constructed of aluminum or metal, no fiberglass.
- Fuel tanks shall not be mounted within the driver's compartment.
- All side and rear tanks must be constructed from aluminum, **NO PLASTIC TANKS**
- When using left side tank, driveshaft must be protected by a hoop in the tank area, chains must be shielded from tank.

### C. FUEL LINES

- A fuel line or fuel pump is prohibited in the drivers' compartment unless properly shielded to prevent leakage in the event the lines or pump is damaged or broken.
- Fuel lines must be more than three (3) inches from the headers unless shielded by metal.
- Fuel line must be braided if it passes through the cockpit of the car.

## 11. BODIES: All cars shall have a complete body including hood and tail section.

- A. Driver's name or nickname should be on top of roll cage in front of driver.
- B. A number plate shall be placed on left side of car for scoring purposes.
- C. Car number should also be placed on front and rear tail of car for identification by fans.
- D. No wild bodies, officials decision is final.
- E. No top or front wings allowed.
- F. All vehicles shall have suitable metal flooring from in front of the driver's pedals to the center of the seat. (Highly recommended to the rear of seat).

## 12. RADIATORS / COOLING: NO ANTI-FREEZE or Glycol Products! Radiators will be checked in tech.

- A. Antifreeze/Glycol ruin racing surface and must be eliminated.
  - **\$500 fine to anyone caught with anti-freeze in motor, must be paid before competing**
- B. All radiators must have sufficient catch cans to prevent overheating water from hitting racing surface.
  - All radiators and reservoirs must be shielded from driver.
  - Radiators or reservoirs mounted under the front hood must be shielded from driver.
- C. Overflow Tanks
  - A small water/drink bottle is not an acceptable radiator overflow tank!
  - Radiator overflow return system is HIGHLY recommended.

**NOTE: Water/Oil dripping can ruin the track surface, just as bad as oil downs. A dripper will be considered a leaker and put off the track. Prepare in advance to avoid being disqualified during the event.**

### 13. CAR DIAPER:

- A. All cars shall have a diaper mounted underneath motor and cooling system to prevent leakage on to racing surface.
  - Must cover engine and radiator compartment in their entirety.
  - Must contain an absorbent material such as pig rags.
  - If using a sheet of aluminum, seal to the frame with silicon to prevent seeping.
  - Make sure your rear end is not leaking, wrap with a diaper if needed.

### 14. SAFETY ITEMS - All cars and drivers must comply with NJ State Safety Regulations. - Fire Bottles **NOT** required.

#### A. DRIVER SAFETY EQUIPMENT

- ALL DRIVERS REQUIRED to wear fire resistant underwear and one piece driving suit to cover arms, legs and body.
- Suit must have **SFI rating of 3.2A/5** or greater or **FIA 8856-2000** or greater.
- **Nylon covered fire suits are prohibited.**
- Arm Restraints are Mandatory
- All Drivers Required to wear fire resistant gloves, shoes and socks.
- Steering wheels must have a padded center & quick release hub. No pull-pin.

#### B. HELMETS -

- All drivers must wear a properly secured full face helmet, which meets or exceeds the latest Snell SA Rating.
- The current snell rating is SA2020. Acceptable ratings include SA2105 and SA2020

#### C. HEAD AND NECK RESTRAINT -

- All drivers must wear a properly secured SFI 38.1 rated Head and Neck Restraint Device/System.
- Must have certification no more than 5 years old.

#### D. Rollbar/cage padding meeting SFI 45.1 Specs

- padding required anywhere a driver's helmet may come in contact with the rollbar/cage.

#### E. Rollover Bars -

- NJ State law requires a minimum distance of 3" between the top of the driver's helmet and the bottom of the roll bar measured at the closest point between the two with driver is seated and belted in place.
- A Halo will count for the measurement.

### 15. SEAT BELTS - Must meet SFI Specification 16.1 rating as a minimum.

- A. Date of manufacture cannot be more than two (2) years old.
- B. Wrap around or bolt-in quick release five-point belt harness with all connections to be secured at frame.
- C. Shoulder harness must pass over a round bar located at the driver's shoulder height.
- D. No alterations to manufactured design.
- E. All belts must be in good condition and bear the date and manufacturer's name.

### 16. WHEEL TETHERS -

- A. Tethers manufactured by Amick Industries are mandatory on the left & right front of all independent suspension cars.
- B. The tether shall wrap around front frame and bolt to spindle with .500" bolt.
- C. Tether available from Indoor Auto Racing office 609-888-3618 for cost of \$50 per tether or \$90 per set plus S&H.

### 17. SEATS

- A. All cars must have a full containment seat or a seat utilizing a bolt on containment system.
- B. Must have both left and right side head and shoulder containment.
- C. Products such as Kirkey Basic Head Supports Part Numbers 100 (right) & 200 (left) **NOT ALLOWED.**
- D. Approved Bolt on systems such as:
  - Kirkey Bolt On Restraint Kit, The Joie of Seating "Safer System" & Butler Sportsman Advantage kit are allowed.*
  - If you have questions email davey@aarn.com with a picture of your seat or product you are looking at.*
- E. Seat shall be attached to the frame with at least four (4) three-line 5/16-inch bolts.
  - Two bolts shall be installed at the bottom of the seat not more than three (3) inches from the outside edge
  - Two bolts shall be installed at the two most practical widely-spaced points at the top of the seat rack.
  - Vehicles with metal seats do not require straps, but do require larger washers at each bolt.

### 18. BATTERIES -

- A. Batteries located in driver's compartment shall be secured and shielded to prevent leakage.
- B. Batteries located adjacent to the fuel supply must be secured in a metal box bolted to the frame of the vehicle.
  - Box shall be secured by at least four 3/8-inch bolts
  - In such a manner to apply maximum pressure against the frame.
  - Battery shall have a marine-style box cover secured to the top of the metal box as to not allow movement.
  - Batteries located in any other area not specified above shall be secured and shielded to prevent damage or leakage.

## 19. MISC / RACE CONTROL ITEMS

- A. Car numbers - All cars must have visible large numbers on front, back and left side of car.
  - Duplicate numbers may be required to add a letter or number to differentiate.
- B. Driver must have working one-way raceceiver radio to monitor race control at all times.
- C. All cars required to have a working transponder. Transponders available for rent if needed.
  - Transponders shall be mounted to back of roll cage point upward. Loop is above the track.
- D. No mirrors or two-way radio communications allowed in cars.
- E. All vehicles must have an ignition switch within easy access to the driver in the cockpit and clearly marked.
  - Ignition switch must kill all power to the fuel pump.
- F. A fuel shut-off valve must be easily accessible to the driver and marked with brightly-colored "On & Off".
- G. A fuel pump relay that turns the fuel pump off when the engine stops running is mandatory.

\*\*\*

## 20. ROUGH RIDING - No rough riding! Considering this your first warning.

- First offense in a race sends driver to JR Michalski Cool Down Zone
- Second offense car is sent to the pit area.
- Officials have the right to park a car for the weekend at any point.
- A car will be sent to the pits after a total of **TWO** unassisted cautions and/or rough riding calls.

***\*\*\*Officials Decision Is Final On All Items Noted or Otherwise\*\****